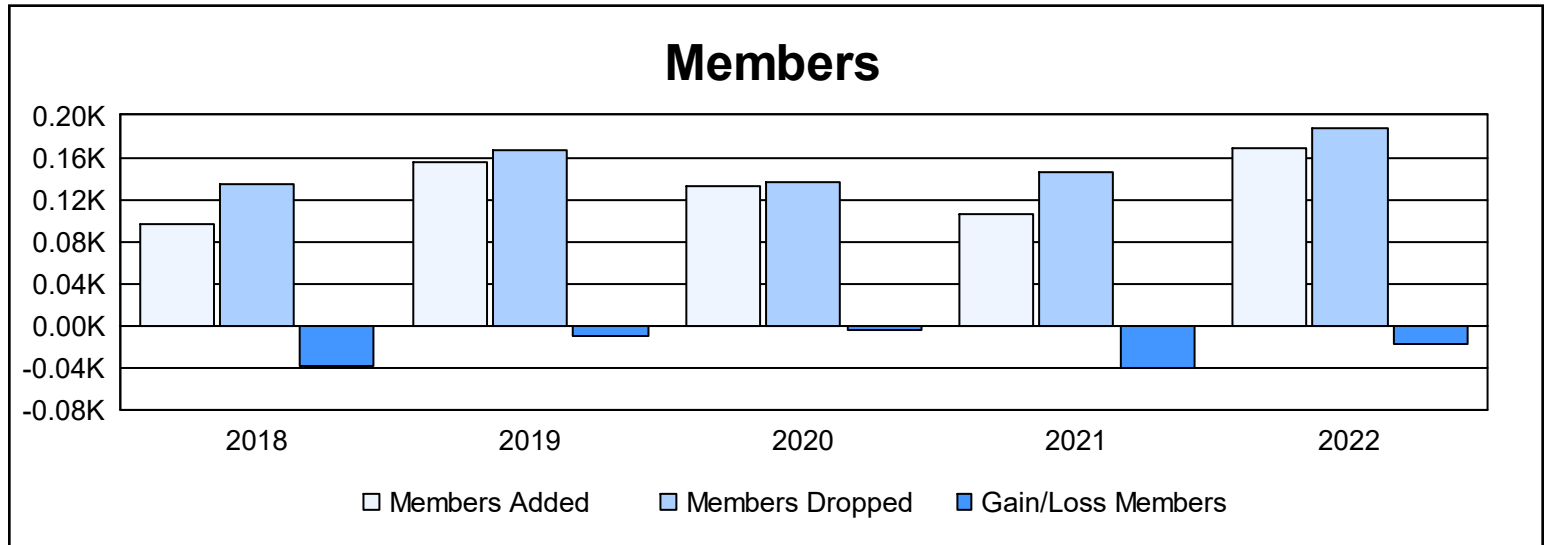
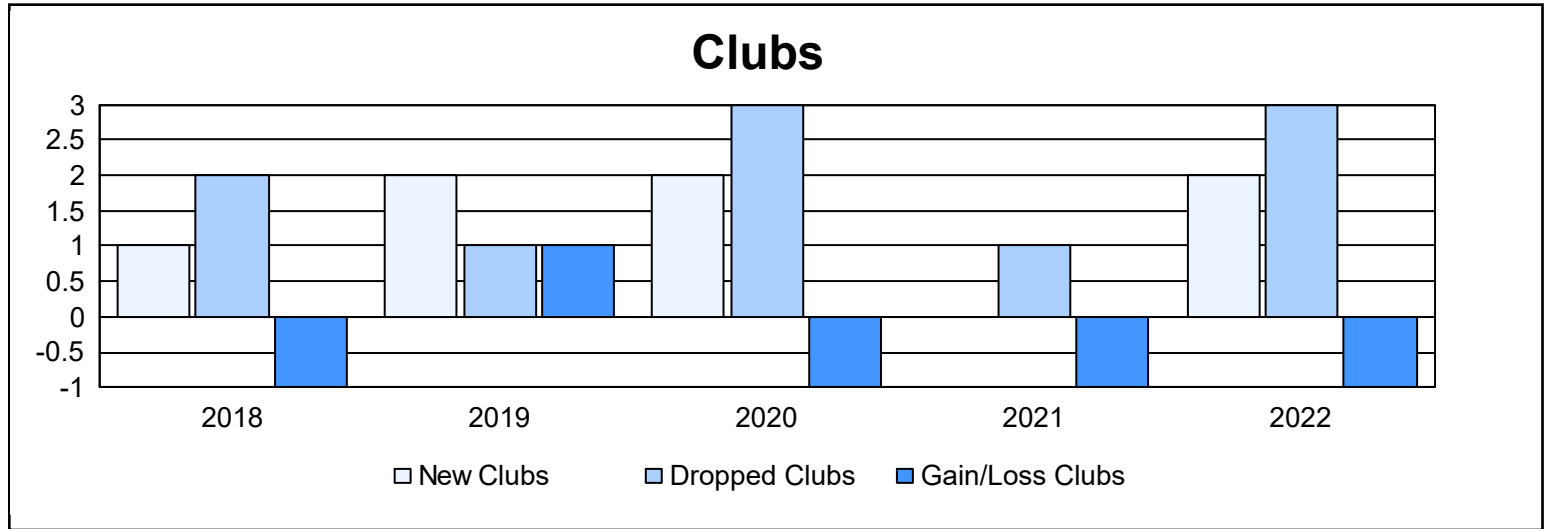
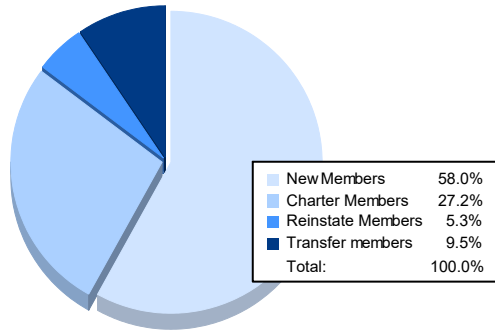


| Year           | New Clubs | Dropped Clubs | Gain/ Loss Clubs | New Members | Charter Members | Reinstate Members | Transfer Members | Total Member Added | Total Members Dropped | Gain/ Loss Members |
|----------------|-----------|---------------|------------------|-------------|-----------------|-------------------|------------------|--------------------|-----------------------|--------------------|
| 2017-2018      | 1         | 2             | -1               | 49          | 20              | 5                 | 22               | 96                 | 134                   | -38                |
| 2018-2019      | 2         | 1             | 1                | 59          | 67              | 10                | 20               | 156                | 166                   | -10                |
| 2019-2020      | 2         | 3             | -1               | 58          | 48              | 3                 | 24               | 133                | 137                   | -4                 |
| 2020-2021      | 0         | 1             | -1               | 83          | 0               | 5                 | 17               | 105                | 146                   | -41                |
| 2021-2022      | 2         | 3             | -1               | 98          | 46              | 9                 | 16               | 169                | 187                   | -18                |
| <b>Average</b> | <b>1</b>  | <b>2</b>      | <b>-1</b>        | <b>69</b>   | <b>36</b>       | <b>6</b>          | <b>20</b>        | <b>132</b>         | <b>154</b>            | <b>-22</b>         |



### Membership Composition June 2022 Cumulative



### Gender Composition June 2022 Cumulative

